



MARITIME DEFENSE INDUSTRY JOBS

A STATE BY STATE REPORT

WINTER 2021



TABLE OF CONTENTS

Executive Summary	1
Alabama to Arkansas	2
California to Delaware	3
Florida to Idaho	4
Illinois to Kentucky	5
Louisiana to Michigan	6
Minnesota to Nebraska	7
Nevada to New York	8
North Carolina to Pennsylvania ...	9
Rhode Island to Texas	10
Utah to Washington	11
West Virginia to Wyoming	12



America's economic success is tied to the oceans and our maritime trade routes, but it's also tied to the industries that safeguard America's dominance of those oceans and maritime domains. The facilities producing the latest in maritime defense technology and weapons are the impetus for victory at sea. Not only do such industries support our national security and innovative advantage, they also provide skilled, high-paying jobs in every state across the country, as well as countless additional jobs in tangential industries.

According to the Organization for Economic Co-operation and Development (OECD), 90% of the world's trade is done through ocean shipping. The only reason that the American people are privy to such bounty at their local stores and markets is because of the sea services that protect that waterborne cargo, and they are only effective because of the industrial production of cutting-edge ships, weapons and equipment. This is true for states along America's coastline or deep in the heartland. All Americans depend on the trade routes protected by our sea services and the industries that bolster the capabilities of those sea services.

This report seeks to underscore the importance that sea service industrial jobs play in state economies across America. From Maine to Oklahoma, millions of jobs rely on the maritime defense industrial base, not to mention critical advancements in research and development, the creation of academic partnerships, the expansion of employment opportunities in the STEM fields, and the establishment of local innovation hubs. The benefits of these industries to local and state economies cannot be overstated, as you will see in the following pages.

A photograph of a military helicopter flying over a range of snow-capped mountains. The helicopter is in the foreground, flying towards the right. The background shows rugged, snow-covered peaks under a clear blue sky.

State by State
Maritime Defense
Industry Jobs Report

EXECUTIVE SUMMARY



ALABAMA



- Military-Civilian Personnel (2019): 24,413
- Total Defense Spending in State (2019): \$16.0 Billion
- Navy/Marines Defense Spending (2019): \$2.56 Billion
- Weapon System Produced in State: Long Range Hypersonic Weapon Prototype System Integrator

- Military-Civilian Personnel (2019): 5,339
- Total Defense Spending in State (2019): \$3.5 Billion
- Navy/Marines Defense Spending (2019): \$245 Million
- Weapon System Produced in State: Ground-Based Midcourse Defense

ALASKA



ARIZONA



- Military-Civilian Personnel (2019): 9,646
- Total Defense Spending in State (2019): \$15.1 Billion
- Navy/Marines Defense Spending (2019): \$3.775 Billion
- Weapon Systems Produced in State:
 - Mk44 Bushmaster Chain Gun
 - XM813 Bushmaster Chain Gun
 - M72 Light Anti-Armor Weapon (LAW)
 - Robar RC-50

- Military-Civilian Personnel (2019): 3,341
- Total Defense Spending in State (2019): \$1.6 Billion
- Navy/Marines Defense Spending (2019): \$160 Million
- Weapon System Produced in State: Tomahawk Block V Missile

ARKANSAS





- Military-Civilian Personnel (2019): 56,184
- Total Defense Spending in State (2019): \$66.2 Billion
- Navy/Marines Defense Spending (2019): \$23.832 Billion
- Weapon Systems Produced in State:
 - MK-15 Phalanx
 - MQ-4C Triton
- Arsenal or Ammunition Plants:
 - NAS North Island
 - MCLB Barstow

- Military-Civilian Personnel (2019): 11,506
- Total Defense Spending in State (2019): \$10.6 Billion
- Navy/Marines Defense Spending (2019): \$424 Million
- Weapon System Produced in State: Hypersonic Naval Weapon

COLORADO



- Military-Civilian Personnel (2019): 2,730
- Total Defense Spending in State (2019): \$19.7 Billion
- Navy/Marines Defense Spending (2019): \$14.184 Billion
- Weapon Systems Produced in State:
 - Modification of the VH-9
 - Sikorsky S-76
 - M4 Carbine
 - M16A2 5.56 Rifle

- Military-Civilian Personnel (2019): 1,476
- Total Defense Spending in State (2019): \$0.6 Billion
- Navy/Marines Defense Spending (2019): \$36 Million
- Weapon Systems Produced in State: Military Weapon Survivability Improvements






FLORIDA

- Military-Civilian Personnel (2019): 31,188
- Total Defense Spending in State (2019): \$29.8 Billion
- Navy/Marines Defense Spending (2019): \$9.536 Billion
- Weapon Systems Produced in State:
 - Stoner Rifle-25
 - MK11 Mod0
- Arsenal or Ammunition Plant: NAS Jacksonville

- Military-Civilian Personnel (2019): 33,815
- Total Defense Spending in State (2019): \$14.0 Billion
- Navy/Marines Defense Spending (2019): \$1.4 Billion
- Weapon Systems Produced in State:
 - P-3 Orion/ARIES
 - FGM-148 Javelin
 - MK19 Grenade Machine Gun
 - M320
 - MK18
- Arsenal or Ammunition Plant: MCLB Albany



GEORGIA



HAWAII

- Military-Civilian Personnel (2019): 20,115
- Total Defense Spending in State (2019): \$7.5 Billion
- Navy/Marines Defense Spending (2019): \$4.05 Billion
- Weapon Systems Produced in State: N/A
- Arsenal or Ammunition Plant: Pearl Harbor Naval Shipyard and Intermediate Maintenance Facility

- Military-Civilian Personnel (2019): 1,516
- Total Defense Spending in State (2019): \$0.7 Billion
- Navy/Marines Defense Spending (2019): \$70 Million
- Weapon System Produced in State: Acoustic Research Detachment



IDAHO



- Military-Civilian Personnel (2019): 12,010
- Total Defense Spending in State (2019): \$8.8 Billion
- Navy/Marines Defense Spending (2019): \$1.496 Billion
- Weapon Systems Produced in State:
 - M198 Howitzer
 - M203
 - M203A1 (Airtronic)
 - M14

- Military-Civilian Personnel (2019): 11,879
- Total Defense Spending in State (2019): \$5.4 Billion
- Navy/Marines Defense Spending (2019): \$1.944 Billion
- Weapon System Produced in State: MK13 MOD5



- Military-Civilian Personnel (2019): 1,543
- Total Defense Spending in State (2019): \$2.5 Billion
- Navy/Marines Defense Spending (2019): \$1.175 Billion
- Weapon System Produced in State: N/A



- Military-Civilian Personnel (2019): 7,013
- Total Defense Spending in State (2019): \$3.4 Billion
- Navy/Marines Defense Spending (2019): \$476 Million
- Weapon System Produced in State: N/A



- Military-Civilian Personnel (2019): 9,678
- Total Defense Spending in State (2019): \$12.6 Billion
- Navy/Marines Defense Spending (2019): \$756 Million
- Weapon Systems Produced in State:
 - Mk 45 Mod 4 Naval Gun System
 - 57mm Naval Gun System



LOUISIANA



- Military-Civilian Personnel (2019): 5,948
- Total Defense Spending in State (2019): \$3.2 Billion
- Navy/Marines Defense Spending (2019): \$1.632 Billion
- Weapon Systems Produced in State: N/A
- Arsenal or Ammunition Plant: NAS JRB New Orleans

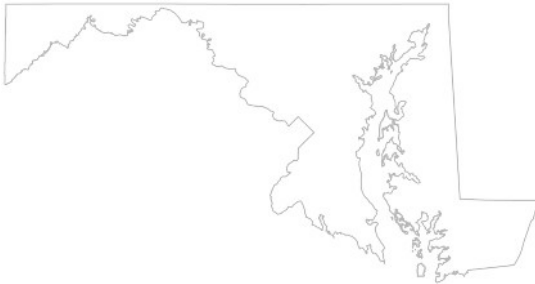
- Military-Civilian Personnel (2019): 8,646
- Total Defense Spending in State (2019): \$4.0 Billion
- Navy/Marines Defense Spending (2019): \$3.44 Billion
- Weapon System Produced in State: MK19 Grenade Machine Gun
- Arsenal or Ammunition Plant: Portsmouth Naval Shipyard

MAINE



- Military-Civilian Personnel (2019): 46,979
- Total Defense Spending in State (2019): \$26.1 Billion
- Navy/Marines Defense Spending (2019): \$9.567 Billion
- Weapon Systems Produced in State:
 - MK 41 Vertical Launching System (VLS)
 - AN/ASN-157
 - E-2D Advanced Hawkeye (AHE)
 - H-60 Seahawk / Knighthawk
 - Beretta M9 Pistol
 - MQ-4C Triton
- Arsenal or Ammunition Plant: Naval Surface Warfare Center—Indian Head Division

MARYLAND



- Military-Civilian Personnel (2019): 6,880
- Total Defense Spending in State (2019): \$15.8 Billion
- Navy/Marines Defense Spending (2019): \$5.688 Billion
- Weapon Systems Produced in State:
 - VH-92 engines
 - Avenger Weapon System

MASSACHUSETTS



- Military-Civilian Personnel (2019): 9,266
- Total Defense Spending in State (2019): \$6.5 Billion
- Navy/Marines Defense Spending (2019): \$520 Million
- Weapon System Produced in State: N/A
- Significant Maritime Company: Detroit Drydock Complex

MICHIGAN





MINNESOTA



- Military-Civilian Personnel (2019): 2,521
- Total Defense Spending in State (2019): \$2.7 Billion
- Navy/Marines Defense Spending (2019): \$945 Million
- Weapon System Produced in State: MK 38 Machine Gun System

- Military-Civilian Personnel (2019): 9,253
- Total Defense Spending in State (2019): \$6.3 Billion
- Navy/Marines Defense Spending (2019): \$4.662 Billion
- Weapon Systems Produced in State:
 - UH-72A Lakota
 - MQ-8B/C Fire Scout
 - Assembly, testing, and delivery of M777 howitzers
 - MQ-4C Triton

MISSISSIPPI



- Military-Civilian Personnel (2019): 7,333
- Total Defense Spending in State (2019): \$15.0 Billion
- Navy/Marines Defense Spending (2019): \$4.95 Billion
- Weapon Systems Produced in State:
 - EA-18G
 - AV-8B Harrier II
 - MQ-25 Stingray

MISSOURI



- Military-Civilian Personnel (2019): 1,388
- Total Defense Spending in State (2019): \$0.7 Billion
- Navy/Marines Defense Spending (2019): \$35 Million
- Weapon System Produced in State: N/A

MONTANA



NEBRASKA



- Military-Civilian Personnel (2019): 4,092
- Total Defense Spending in State (2019): \$1.6 Billion
- Navy/Marines Defense Spending (2019): \$32 Million
- Weapon System Produced in State: N/A



NEVADA



- Military-Civilian Personnel (2019): 2,763
- Total Defense Spending in State (2019): \$3.0 Billion
- Navy/Marines Defense Spending (2019): \$270 Million
- Weapon System Produced in State: N/A
- Arsenal or Ammunition Plant: NAS Fallon

- Military-Civilian Personnel (2019): 1,075
- Total Defense Spending in State (2019): \$3.1 Billion
- Navy/Marines Defense Spending (2019): \$1.116 Billion
- Weapon System Produced in State: Day/Night Sight (DNS) of the M320

NEW HAMPSHIRE



- Military-Civilian Personnel (2019): 10,208
- Total Defense Spending in State (2019): \$9.0 Billion
- Navy/Marines Defense Spending (2019): \$2.79 Billion
- Weapon System Produced in State: ASN-128 Doppler GPS

NEW JERSEY



- Military-Civilian Personnel (2019): 6,514
- Total Defense Spending in State (2019): \$6.1 Billion
- Navy/Marines Defense Spending (2019): \$305 Million
- Weapon System Produced in State: White Sands Missile Range

NEW MEXICO



NEW YORK




- Military-Civilian Personnel (2019): 9,903
- Total Defense Spending in State (2019): \$11.6 Billion
- Navy/Marines Defense Spending (2019): \$5.336 Billion
- Weapon Systems Produced in State:
 - VH-92 Mission System
 - M24 Sniper Weapon System
 - M870P



- Military-Civilian Personnel (2019): 21,536
- Total Defense Spending in State (2019): \$12.3 Billion
- Navy/Marines Defense Spending (2019): \$4.797 Billion
- Weapon System Produced in State: N/A
- Arsenal or Ammunition Plant: MCAS Cherry Point—Fleet Readiness Center East

- Military-Civilian Personnel (2019): 1,717
- Total Defense Spending in State (2019): \$0.8 Billion
- Navy/Marines Defense Spending (2019): \$48 Million
- Weapon System Produced in State: MQ-4C Triton



- Military-Civilian Personnel (2019): 25,555
- Total Defense Spending in State (2019): \$10.0 Billion
- Navy/Marines Defense Spending (2019): \$1.4 Billion
- Weapon System Produced in State: N/A

- Military-Civilian Personnel (2019): 25,172
- Total Defense Spending in State (2019): \$6.7 Billion
- Navy/Marines Defense Spending (2019): \$603 Million
- Weapon System Produced in State: Depot-Level Maintenance for E-6B Mercury Sustainment Quick Look



- Military-Civilian Personnel (2019): 2,806
- Total Defense Spending in State (2019): \$1.7 Billion
- Navy/Marines Defense Spending (2019): \$391 Million
- Weapon System Produced in State: N/A
- Arsenal or Ammunition Plant: NAVWPNSYSTRAFAC Boardman

- Military-Civilian Personnel (2019): 24,382
- Total Defense Spending in State (2019): \$18.1 Billion
- Navy/Marines Defense Spending (2019): \$7.421 Billion
- Weapon Systems Produced in State:
 - M107
 - VH-92 Flying Airframes





RHODE ISLAND



- Military-Civilian Personnel (2019): 5,234
- Total Defense Spending in State (2019): \$1.5 Billion
- Navy/Marines Defense Spending (2019): \$1.32 Billion
- Weapon System Produced in State: Undersea Weapons Family of Systems (FoS)

- Military-Civilian Personnel (2019): 10,899
- Total Defense Spending in State (2019): \$5.9 Billion
- Navy/Marines Defense Spending (2019): \$2.655 Billion
- Weapon Systems Produced in State:
 - M249 Squad Automatic Weapon
 - MK16 SCAR
 - MK12 SPR
 - MK48

SOUTH CAROLINA



- Military-Civilian Personnel (2019): 1,339
- Total Defense Spending in State (2019): \$0.6 Billion
- Navy/Marines Defense Spending (2019): \$96 Million
- Weapon System Produced in State: Vertical Launching System Canisters

SOUTH DAKOTA



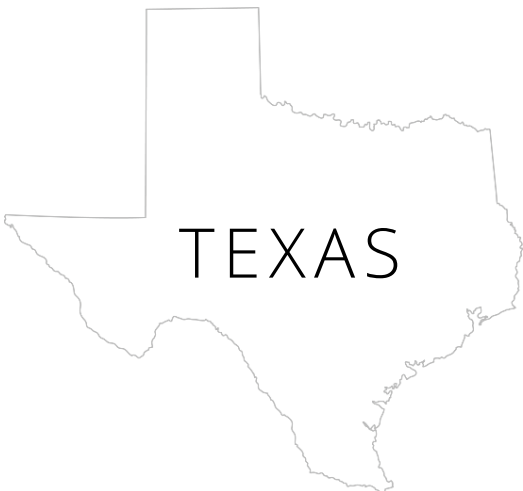
- Military-Civilian Personnel (2019): 5,895
- Total Defense Spending in State (2019): \$5.1 Billion
- Navy/Marines Defense Spending (2019): \$459 Million
- Weapon System Produced in State:
 - M107 .50 Caliber Sniper Rifle – LRSR
 - M240

TENNESSEE



- Military-Civilian Personnel (2019): 42,583
- Total Defense Spending in State (2019): \$54.8 Billion
- Navy/Marines Defense Spending (2019): \$19.728 Billion
- Weapon System Produced in State:
 - ASN-128 Doppler GPS circuit card
 - F/A-18E/F Super Hornet Jet, Service Life Modification
 - F-35B/C Lightning II
 - CMV/MV-22B Osprey
 - AH-1Z Viper
 - Browning M2 .50 Caliber Machine Gun
 - 500 MILS Shotgun
 - MQ-4C Triton

TEXAS





- Military-Civilian Personnel (2019): 15,967
- Total Defense Spending in State (2019): \$5.7 Billion
- Navy/Marines Defense Spending (2019): \$2.679 Billion
- Weapon System Produced in State: MQ-4C Triton

- Military-Civilian Personnel (2019): 596
- Total Defense Spending in State (2019): \$0.5 Billion
- Navy/Marines Defense Spending (2019): \$150 Million
- Weapon System Produced in State: Ordnance and Tactical Systems (OTS) Manufacturing of Deployable Systems for Command and Control, Inspection Systems, Intelligent Munitions, Missile Launchers, and Naval and Marine Precision Machining



- Military-Civilian Personnel (2019): 75,411
- Total Defense Spending in State (2019): \$60.3 Billion
- Navy/Marines Defense Spending (2019): \$24.12 Billion
- Weapon System Produced in State:
 - VH-3D Sea King (Out of Production)
 - Supervised by the Marines
 - Still in Use
 - South Lawn of the White House, Joint Base Andrews, or to connect to Air Force 1)
 - M1911
- Arsenal or Ammunition Plant: Norfolk Naval Shipyard



- Military-Civilian Personnel (2019): 32,115
- Total Defense Spending in State (2019): \$17.8 Billion
- Navy/Marines Defense Spending (2019): \$8.9 Billion
- Weapon System Produced in State:
 - P-8 Poseidon
 - E-6 Mercury
 - RQ-21 Blackjack
- Arsenal or Ammunition Plant: Puget Sound Naval Shipyard and Intermediate Maintenance Facility





- Military-Civilian Personnel (2019): 1,583
- Total Defense Spending in State (2019): \$1.6 Billion
- Navy/Marines Defense Spending (2019): \$608 Million
- Weapon System Produced in State: MQ-4C Triton

- Military-Civilian Personnel (2019): 2,408
- Total Defense Spending in State (2019): \$7.7 Billion
- Navy/Marines Defense Spending(2019): \$3.542 Billion
- Weapon System Produced in State: N/A
- Significant Shipbuilding Companies:
 - Fincantieri Marinette Marine
 - Bay Shipbuilding Company



- Military-Civilian Personnel (2019): 1,094
- Total Defense Spending in State (2019): \$0.6 Billion
- Navy/Marines Defense Spending (2019): \$6 Million
- Weapon System Produced in State: N/A

Facts and figures reflect data acquired from the U.S. DOD-OLDCC's Fiscal Year 2019 Defense Spending by State Report:

https://oldcc.gov/sites/default/files/defense-spending-rpts/OLDCC_DSBS_FY2019_FINAL_WEB.pdf



2300 WILSON BOULEVARD, SUITE 200
ARLINGTON, VA 22201-5434

703-825-1775 • 703-528-2333 FAX

WWW.NAVYLEAGUE.ORG

NAVY • MARINE CORPS • COAST GUARD •
U.S.-FLAG MERCHANT MARINE